
























7/8 yr. Old Division

	Team	Wins	Loss	Tie	PCT	GB	Gaveup	Runs
1		8.5	0.5	1	0.944	---	52	127
2		6	3	0	0.667	2.5	79	109
3		6	4	0	0.6	3	85	94
4		5.5	4.5	1	0.55	3.5	127	107
5		4.5	4.5	1	0.5	4	91	101
6		4	4	2	0.5	4	73	63
7		4.5	5.5	1	0.45	4.5	95	83
8		4	5	2	0.444	4.5	81	88
9		2	7	0	0.222	6.5	103	74
10		1	8	0	0.111	7.5	133	73

9/10 yr. Old Division

	Team	Wins	Loss	Tie	PCT	GB	Gaveup	Runs
1		6	1	0	0.857	---	44	95
2		5.5	1.5	1	0.786	0.5	34	69
3		5	2	0	0.714	1	39	62
4		3	4	0	0.429	3	67	70
5		2.5	3.5	1	0.417	3	47	44
6		2	5	0	0.286	4	57	42
7		0	7	0	0	6	109	15

11/12 yr. Old Division

	Team	Wins	Loss	Tie	PCT	GB	Gaveup	Runs
1		10	0	0	1	---	19	136
2		8	2	0	0.8	2	44	84
3		6	4	0	0.6	4	62	98
4		3	7	0	0.3	7	79	52
5		2	8	0	0.2	8	133	31
6		1	9	0	0.1	9	116	52