

Rogers Fire Department

Monthly Activity Report


2011 - Feb

FIELD OPERATIONS

The Rogers Fire Department responded to 386 incidents during the month of February 2011.

INCIDENT TYPES

Building Fires	11
Fires, Other (Car, Grass, Dumpster, etc)	5
Medical Emergencies	258
Motor Vehicle Accidents & Rescues	21
Technical Rescues (Water, Confined, Trench)	0
Hazardous Materials	5
Hazardous Condition	4
False Alarms	47
Good Intent/Other Calls	35



DOLLAR LOSS/SAVED

	Month	YTD	YTD Loss/Capita
Total Property/Contents Loss to Fire	\$89,300	\$219,010	\$4
Total Property/Contents Value	\$843,300	\$3,379,100	
 Total Saved Property	 \$754,000	 \$3,160,090	

INJURIES OR DEATH DUE TO FIRE

	Month	YTD
Civilian Injury	1	1
Civilian Death	1	1
Firefighter Injury	0	0
Firefighter Death	0	0

CALLS OF SIGNIFICANCE

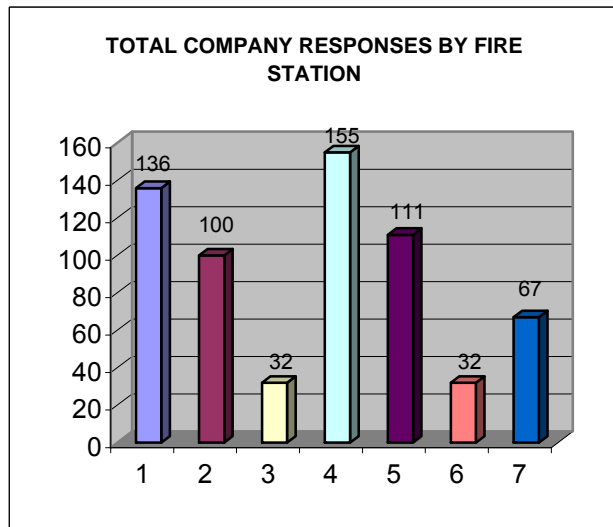
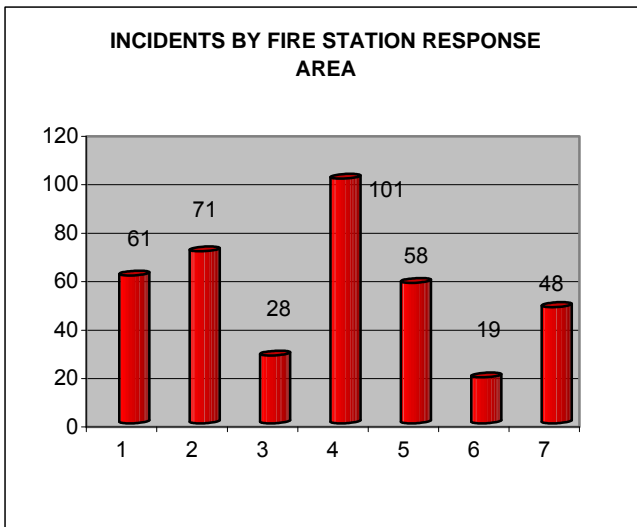
- Feb 1 - 1st alarm fire in a residence at 1202 West Callahan Drive
- Feb 1 - 1st alarm fire in a business at 1600 West Persimmon Street
- Feb 3 - 1st alarm fire in a residence at 5135 West Sussex Lane
- Feb 4 - Motor vehicle accident with extrication at Goad Springs Street and Garrett Road
- Feb 14 - 1st alarm fire in an apartment at 1701 West Olive Street
- Feb 14 - Motor vehicle accident with extrication at I-540 and Pauline Whitaker
- Feb 20 - Aircraft emergency response to XNA airport
- Feb 20 - Mutual aid 1st alarm in a residence at 13541 Kistler Road
- Feb 25 - Mutual aid 1st alarm in a residence at 12441 Stoney Point Road

ESTIMATED WATER USAGE

Training 1000 Gallons Incidents 5,000 Gallons

INCIDENTS BY FIRE STATION RESPONSE AREA

Station 1, Downtown	61
Station 2, Midtown	71
Station 3, Airport	28
Station 4, Westside	101
Station 5, Pinnacle Hills	58
Station 6, Bellview	19
Station 7, Southeast	48



RESPONSES BY FIRE UNIT

Truck 1	40	Medic 1	56
Truck 5	44	Medic 3	28
Engine 2	100	Medic 4	90
Engine 3	4	Medic 5	58
Engine 4	65	Medic 6	12
Engine 6	12	Medic 7	55
Engine 7	12	Battalion 1	40
Brush 4	0	Rescue 5	9
Brush 6	8		
Airport Crash Truck	0		

RESPONSE TIME SUMMARY (INCLUDES IN CITY AND COUNTY AREAS)

1 Minute or Less	45	7.4%	
2 Minutes	97	16.0%	23.4%
3 Minutes	115	19.0%	42.4%
4 Minutes	99	16.3%	58.7%
5 Minutes	72	11.9%	70.6%
6 Minutes	54	8.9%	79.5%
7 - 9 Minutes, 59 Seconds	85	13.9%	93.4%
10 Minutes or Greater	37	5.4%	
Citywide Average Response		5 Minutes, 11 Seconds	

MUTUAL AID

Given	2
Received	0

OTHER STATISTICS

Overall Average Response Time for 2nd Unit (Where Applicable)	7:01
Number of Overlapping (simultaneous) incidents	80, 21%

EMERGENCY MEDICAL DIVISION**MEDICAL CALLS BY CHIEF COMPLAINT**

Abdominal Pain	24	8%	Pregnancy	0	0%
Airway Obstruction	1	0%	Respiratory Distress	24	8%
Allergic Reaction	1	0%	Respiratory Arrest	0	0%
Altered Level of Consciousness	19	7%	Seizure	8	3%
Behavioral Disorder	13	5%	Sexual assault	0	0%
Cardiac Arrest	10	4%	Stings / Bites	0	0%
Cardiac Rhythm Disturbance	2	1%	Smoke Inhalation	0	0%
Chest Pain	22	8%	Stroke / CVA	3	1%
Diabetic Symptoms	6	2%	Syncope	12	4%
Hyperthermia	1	0%	Traumatic Injury	54	19%
Hypovolemia / shock	1	0%	Vaginal hemorrhage	0	0%
Obvious Death	1	0%	Not Known	1	0%
Poisoning	14	5%	Not Applicable	25	9%
			Not Available	41	14%

ADVANCED LIFE SUPPORT SKILLS

IV Attempts	188
IV Starts Successful	133
Efficiency	71%
Intubation Attempts	10
Intubation Success	4
Efficiency	40%

AMBULANCE TRANSPORT DESTINATIONS

Not Specified or Not Transported	51	11%
0010, Mercy Medical Center, Rogers	170	59%
1022, Northwest Medical Center, Springdale	1	1%
2022, Northwest Medical Center, Bentonville	61	20%
3022, Northwest Medical Center, Willow Creek	0	0%
0004, Washington Regional Medical Center	0	0%

PATIENTS BY AGE GROUP AND GENDER

Age 0-9	16	Age 50-59	42
Age 10-19	14	Age 60-69	34
Age 20-29	28	Age 70-79	38
Age 30-39	19	Age 80-89	41
Age 40-49	35	Age ≥ 90	16
Male Patients	135	43.4%	
Female Patients	144	54.8%	
Not Specified	4	1.4%	

FIRE PREVENTION DIVISION

FIRE PREVENTION

Fire Inspections	71
Plan Reviews	13
Public Education Events	3
Adults in Attendance	8
Children in Attendance	73
Smoke Alarms Installed	0
Car Seat Installation	0
Notice of Violations Issued	1
Citations Issued	0

TRAINING (HOURS)

	Classes	Hrs	Attendees
Administrative / Organization	1	1.5	5
Apparatus	3	9.5	13
Aircraft Rescue and Firefighting	0	0	0
Emergency Medical CEU	21	508	140
Fire Suppression and Tactics	22	171	1045
National Fire Academy Residence	0	0	0
Hazardous Materials	4	259	78
Officer Development	6	465	29
Technical Rescue	3	14.2	11
Total	60	1428	1321
Average per firefighter		14.3	

LEADERSHIP TEAM

ADMINISTRATION ACTIVITIES

Command Staff Meetings	4 Meetings	4 hrs
Company Officer Meetings	3 Meetings	4 hrs
Number of Evaluations Performed		7
Worker Compensation Injuries		1
Percentage of Incomplete NFIRS Reports		0%

RETIREMENTS

None

ANNIVERSARIES

Jason Norman	11 Years
Robert Starek	11 Years
Kevin Chapell	8 Years
Jeremiah Barnes	7 Years
Wade Hulsey	7 Years
Josh Chapman	6 Years
Lance Loyer	9 Years
Andy Meeker	5 Years
Dusty Qualls	5 Years
Jackie Slyter	4 Years