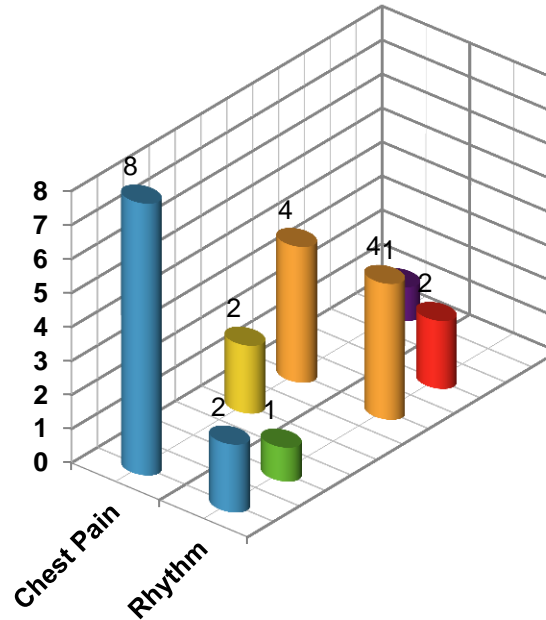


Rogers Fire Department Monthly Cardiac Report August 2017



<u>Run Type</u>	Total
Chest Pain	15
Rhythm	9
Grand Total	24

<u>Initial Rhythm</u>	Total
Normal Sinus	10
SVT	1
Sinus Tachycardia	2
Atrial Fibrillation	8
Sinus Bradycardia	2
<u>Rhythm Attributes</u>	Total
PVC	1

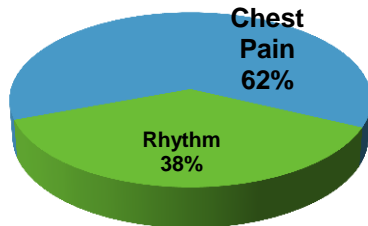


- Normal Sinus
- SVT
- Sinus Tachycardia
- Atrial Fibrillation
- Sinus Bradycardia
- LBBB

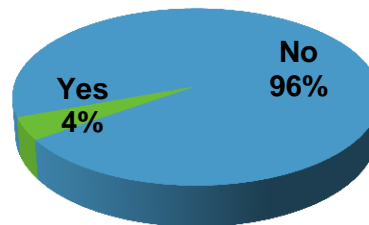
12lead Acquisition Rate



Provider Impression of Symptom Origin



STEMI Presentation Rate



Patient Destination

