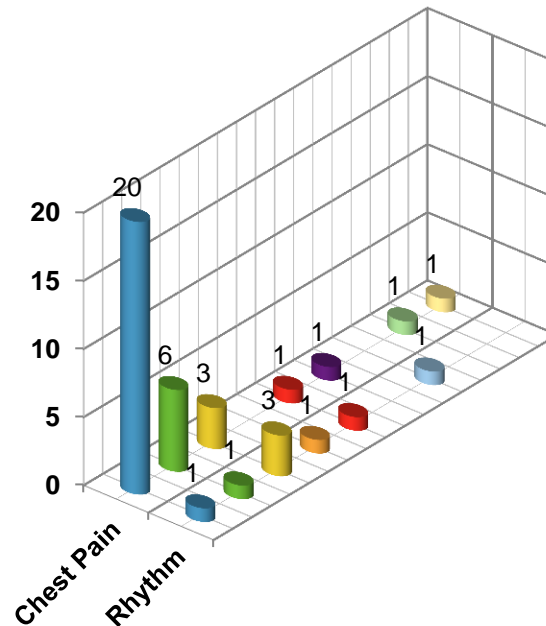


# Rogers Fire Department Monthly Cardiac Report March 2017



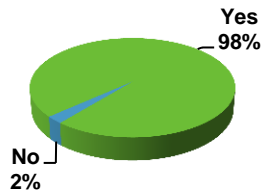
<u>Run Type</u>	Total
Chest Pain	33
Rhythm	8
<b>Grand Total</b>	<b>41</b>

<u>Initial Rhythm</u>	Total
Normal Sinus	21
Sinus Tachycardia	7
Atrial Fibrillation	6
Pacemaker	1
Sinus Bradycardia	2
<u>Rhythm Attributes</u>	Total
PAC	1
PVC	1

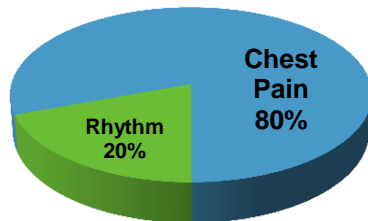


- Normal Sinus
- Sinus Tachycardia
- Atrial Fibrillation
- Pacemaker
- Sinus Bradycardia
- LBBB
- RBBB
- Sinus Arrhythmia
- 1st AV Block

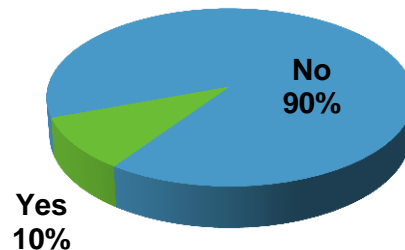
### 12lead Acquisition Rate



### Provider Impression of Symptom Origin



### STEMI Presentation Rate



### Patient Destination

