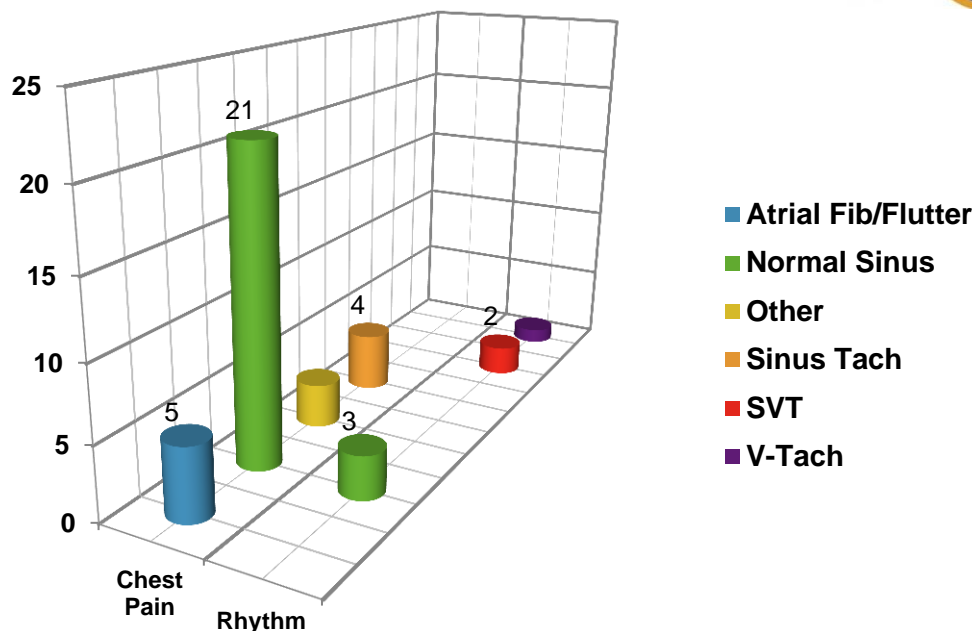


Rogers Fire Department Monthly Cardiac Report October 2016

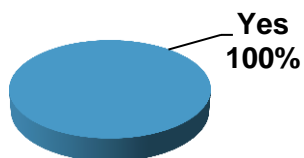


<u>Run Type</u>	Total
Chest Pain	33
Rhythm	6
Grand Total	39

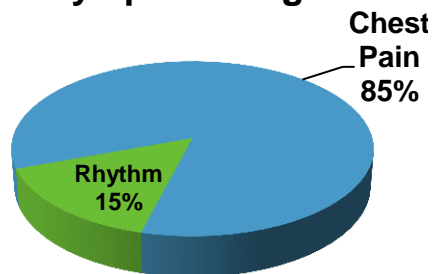
<u>Initial Rhythm</u>	Total
Atrial Fib/Flutter	5
Normal Sinus	24
Other	3
Sinus Tach	4
SVT	2
<u>Rhythm Attributes</u>	Total
LBBB	3
RBBB	1



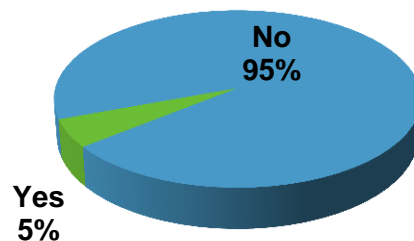
12lead Acquisition Rate



Provider Impression of Symptom Origin



STEMI Presentation Rate



Patient Destination

