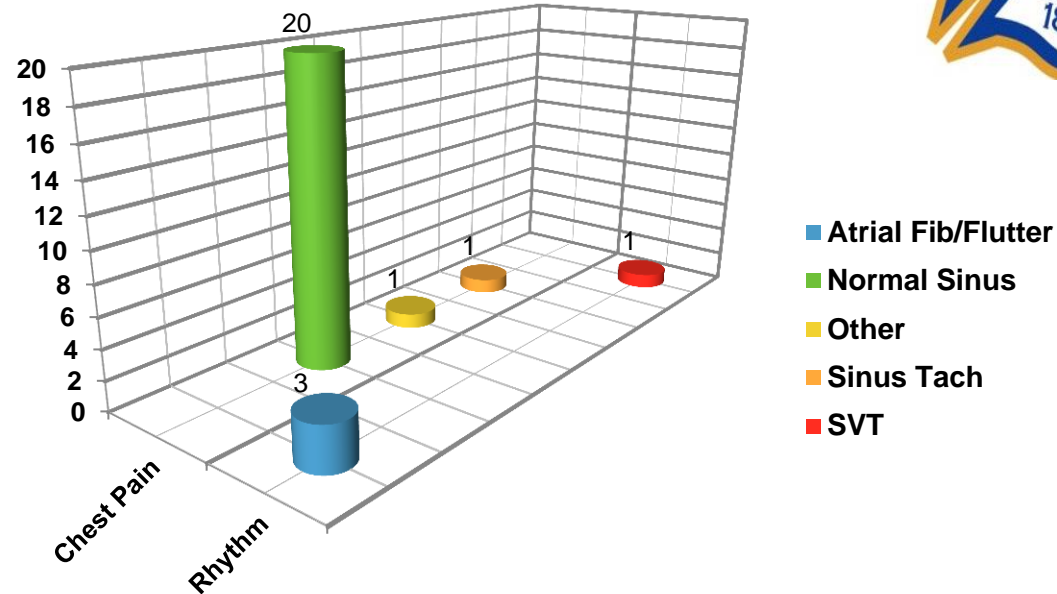


Rogers Fire Department Monthly Cardiac Report March 2016

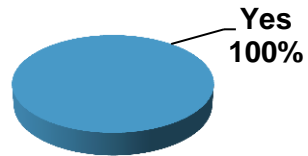


| <u>Run Type</u> | Total |
|--------------------|-----------|
| Chest Pain | 22 |
| Rhythm | 4 |
| Grand Total | 26 |

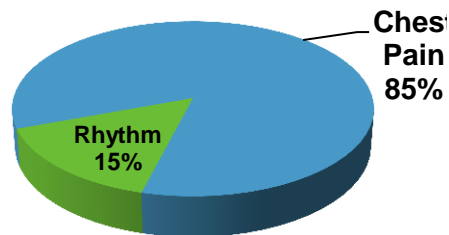
| <u>Initial Rhythm</u> | Total |
|--------------------------|-------|
| Atrial Fib/Flutter | 3 |
| Normal Sinus | 20 |
| Other | 1 |
| Sinus Tach | 1 |
| SVT | 1 |
| <u>Rhythm Attributes</u> | Total |
| LBBB | 1 |



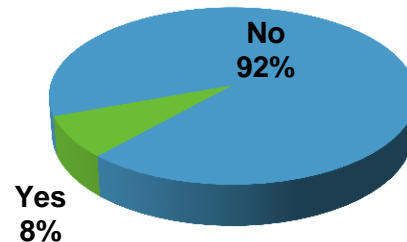
12lead Acquisition Rate



Provider Impression of Symptom Origin



STEMI Presentation Rate



Patient Destination

